



Mylan
Quality
Pharmaceutical
Products



Mylan Pharmaceuticals Inc.
781 Chestnut Ridge Road
Morgantown, WV 26504-4310
Telephone: 800-796-9526
Fax: 304-598-5415
www.mylan.com

Mylan


GLIPIZIDE AND METFORMIN HYDROCHLORIDE TABLETS

Compare To: METAGLIP®
Manufacturer: Mylan Pharmaceuticals Inc
Therapeutic Rating: AB
Expiration Dating: 24 Months

ANDA Number: 78-083
Product Category: Antidiabetic Combination

**Please See Attached Full Prescribing Information
Including Boxed Warning**

Strength:	2.5mg/250mg	2.5mg/500mg	5mg/500mg
Form:	Tablets	Tablets	Tablets
Color:	White	White	Peach
Shape:	Round	Oval	Capsule-shaped
Imprint Side 1:	M	M	M
Imprint Side 2:	G31	G32	G33
Package Size:	100s	100s	100s
NDC #:	0378-3131-01	0378-3132-01	0378-3133-01
AWP ‡:	\$82.90	\$98.90	\$98.90
Bottle Size:	75cc	120cc	150cc
Case Pack:	144	144	72
Inner Pack:	144x1C	144x1C	72x1C
Length:	14.875	16.5	13.75
Width:	11.375	12.5	9.5625
Height:	10.25	12.375	13.5
Cube:	1	1.48	1.03
Weight:	20lbs	33lbs	17lbs

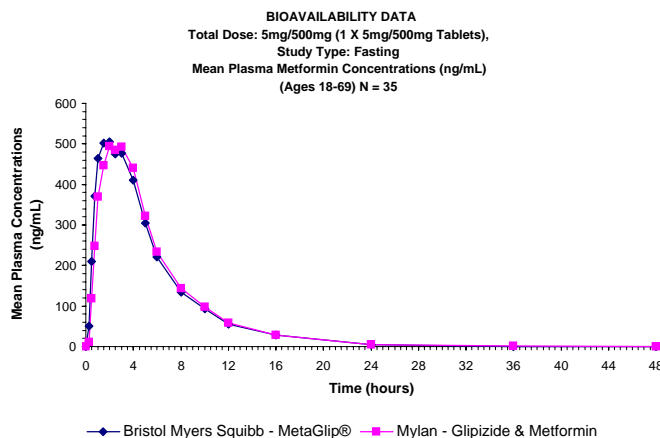
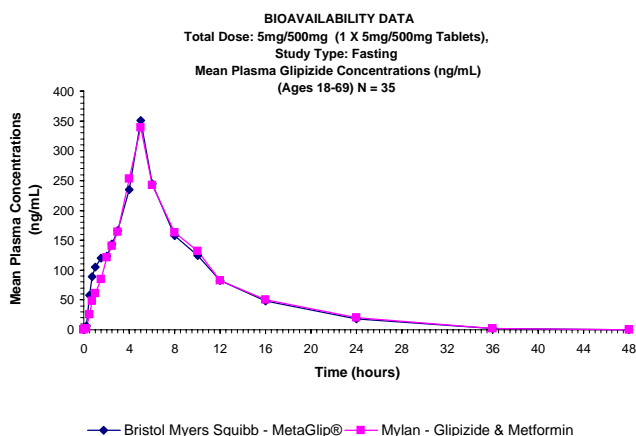


Single-Dose Fasting In Vivo Bioequivalence Study of Mylan GLIPIZIDE and METFORMIN HCL TABLETS and MetaGlip® Tablets

Objective: To investigate the bioequivalence of Mylan GLIPIZIDE and METFORMIN HCL Tablets to MetaGlip® Tablets under fasting conditions following a single, oral 5mg/500mg (1 x 5mg/500mg) dose in healthy, non-tobacco using subjects.

Study Design: Open-label, single-dose, randomized, two-treatment, two-period, crossover bioequivalence study.

Conclusion: Based upon statistical analyses, this study demonstrates that Mylan GLIPIZIDE and METFORMIN HCL Tablets is bioequivalent to MetaGlip® Tablets.



‡ AWP for a Mylan product is reported by Mylan with reference to AWP for a brand company's therapeutically-equivalent product, as reported by American Druggist, First Data Bank or another nationally recognized publication. AWP reported by Mylan, however, is not necessarily the same as the AWP that might be independently established and reported by the publisher. AWP does not take into account any discounts, chargebacks, rebates, or other reductions in price that may be provided. AWP should not be relied upon as the actual cost to the pharmacy or to the customer or consumer. AWP is subject to change at any time.

METAGLIP® is a registered trademark of Merck Sante Corporation

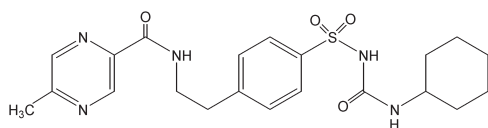
GLIPIZIDE AND METFORMIN HYDROCHLORIDE TABLETS

2.5 mg/250 mg, 2.5 mg/500 mg, and 5 mg/500 mg

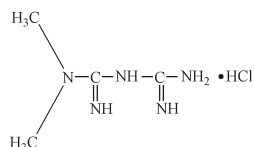
Rx only

DESCRIPTION: Glipizide and metformin HCl tablets contain two oral antihyperglycemic drugs used in the management of type 2 diabetes, glipizide and metformin hydrochloride.

Glipizide is an oral antihyperglycemic drug of the sulfonylurea class. The chemical name for glipizide is 1-cyclohexyl-3-[[p-[2-(5-methylpyrazinecarboxamido)ethyl]phenyl]sulfonyl] urea. Glipizide is white to almost white crystalline powder with a molecular formula of $C_{21}H_{27}N_5O_4S$, a molecular weight of 445.54 and a pK_a of 5.9. It is practically insoluble in water and in ethanol, sparingly soluble in acetone; soluble in chloroform. It dissolves in dilute solutions of alkali hydroxides. The structural formula is represented below.



Metformin hydrochloride is an oral antihyperglycemic drug used in the management of type 2 diabetes. Metformin hydrochloride (*N,N*-dimethylimidodicarbonimidic diamide monohydrochloride) is not chemically or pharmacologically related to sulfonylureas, thiazolidinediones, or α -glucosidase inhibitors. It is a white crystalline powder with a molecular formula of $C_4H_{11}N_5 \cdot HCl$ and a molecular weight of 165.62. Metformin hydrochloride is very soluble in water, slightly soluble in ethanol practically insoluble in ether and in chloroform. The pK_a of metformin is 12.4. The pH of a 1% aqueous solution of metformin hydrochloride is 6.68. The structural formula is as shown:



Glipizide and metformin HCl tablets are available for oral administration in tablets containing 2.5 mg glipizide, USP with 250 mg metformin hydrochloride, USP; 2.5 mg glipizide, USP with 500 mg metformin hydrochloride, USP; and 5 mg glipizide, USP with 500 mg metformin hydrochloride, USP. In addition, each film-coated tablet contains the following inactive ingredients: croscarmellose sodium, hypromellose, magnesium stearate, microcrystalline cellulose, polydextrose, polyethylene glycol, povidone, sodium lauryl sulfate, titanium dioxide and triacetin. The 5 mg/500 mg also contains iron oxide red and iron oxide yellow.

CLINICAL PHARMACOLOGY: Mechanism of Action: Glipizide and metformin hydrochloride tablets combines glipizide and metformin hydrochloride, two antihyperglycemic agents with complementary mechanisms of action, to improve glycemic control in patients with type 2 diabetes.

Glipizide appears to lower blood glucose acutely by stimulating the release of insulin from the pancreas, an effect dependent upon functioning beta cells in the pancreatic islets. Extrapancreatic effects may play a part in the mechanism of action of oral sulfonylurea hypoglycemic drugs. The mechanism by which glipizide lowers blood glucose during long-term administration has not been clearly established. In man, stimulation of insulin secretion by glipizide in response to a meal is undoubtedly of major importance. Fasting insulin levels are not elevated even on long-term glipizide administration, but the postprandial insulin response continues to be enhanced after at least 6 months of treatment.

Metformin hydrochloride is an antihyperglycemic agent that improves glucose tolerance in patients with type 2 diabetes, lowering both basal and postprandial plasma glucose. Metformin hydrochloride decreases hepatic glucose production, decreases intestinal absorption of glucose, and improves insulin sensitivity by increasing peripheral glucose uptake and utilization.

Pharmacokinetics: Absorption and Bioavailability: *Glipizide and Metformin Hydrochloride:* In a single dose study in healthy subjects, the glipizide and metformin components of glipizide and metformin hydrochloride tablets 5 mg/500 mg were bioequivalent to coadministered glipizide tablets and metformin hydrochloride tablets. Following administration of a single glipizide and metformin hydrochloride tablets 5 mg/500 mg tablet in healthy subjects with either a 20% glucose solution or a 20% glucose solution with food, there was a small effect of food on peak plasma concentration (C_{max}) and no effect of food on area under the curve (AUC) of the glipizide component. Time to peak plasma concentration (T_{max}) for the glipizide component was delayed 1 hour with food relative to the same tablet strength administered fasting with a 20% glucose solution. C_{max} for the metformin component was reduced approximately 14% by food whereas AUC was not affected. T_{max} for the metformin component was delayed 1 hour after food.

Glipizide: Gastrointestinal absorption of glipizide is uniform, rapid, and essentially complete. Peak plasma concentrations occur 1 to 3 hours after a single oral dose. Glipizide does not accumulate in plasma on repeated oral administration. Total absorption and disposition of an oral dose was unaffected by food in normal volunteers, but absorption was delayed by about 40 minutes.

Metformin Hydrochloride: The absolute bioavailability of a 500 mg metformin hydrochloride tablet given under fasting conditions is approximately 50 to 60%. Studies using single oral doses of metformin tablets of 500 mg and 1500 mg, and 850 mg to 2550 mg, indicate that there is a lack of dose proportionality with increasing doses, which is due to decreased absorption rather than an alteration in elimination. Food decreases the extent of and slightly delays the absorption of metformin, as shown by approximately a 40% lower peak concentration and a 25% lower AUC in plasma and a 35 minute prolongation of time to peak plasma concentration following administration of a single 850 mg tablet of metformin with food, compared to the same tablet strength administered fasting. The clinical relevance of these decreases is unknown.

Distribution: *Glipizide:* Protein binding was studied in serum from volunteers who received either oral or intravenous glipizide and found to be 98 to 99% one hour after either route of administration. The apparent volume of distribution of glipizide after intravenous administration was 11 liters, indicative of localization within the extracellular fluid compartment. In mice, no glipizide or metabolites were detectable

autoradiographically in the brain or spinal cord of males or females, nor in the fetuses of pregnant females. In another study, however, very small amounts of radioactivity were detected in the fetuses of rats given labeled drug.

Metformin Hydrochloride: The apparent volume of distribution (V/F) of metformin following single oral doses of 850 mg averaged 654 ± 358 L. Metformin is negligibly bound to plasma proteins. Metformin partitions into erythrocytes, most likely as a function of time. At usual clinical doses and dosing schedules of metformin, steady-state plasma concentrations of metformin are reached within 24 to 48 hours and are generally < 1 mcg/mL. During controlled clinical trials, maximum metformin plasma levels did not exceed 5 mcg/mL, even at maximum doses.

Metabolism and Elimination: *Glipizide:* The metabolism of glipizide is extensive and occurs mainly in the liver. The primary metabolites are inactive hydroxylation products and polar conjugates and are excreted mainly in the urine. Less than 10% unchanged glipizide is found in the urine. The half-life of elimination ranges from 2 to 4 hours in normal subjects, whether given intravenously or orally. The metabolic and excretory patterns are similar with the two routes of administration, indicating that first-pass metabolism is not significant.

Metformin Hydrochloride: Intravenous single-dose studies in normal subjects demonstrate that metformin is excreted unchanged in the urine and does not undergo hepatic metabolism (no metabolites have been identified in humans) nor biliary excretion. Renal clearance (see Table 1) is approximately 3.5 times greater than creatinine clearance, which indicates that tubular secretion is the major route of metformin elimination. Following oral administration, approximately 90% of the absorbed drug is eliminated via the renal route within the first 24 hours, with a plasma elimination half-life of approximately 6.2 hours. In blood, the elimination half-life is approximately 17.6 hours, suggesting that the erythrocyte mass may be a compartment of distribution.

Special Populations: Patients With Type 2 Diabetes: In the presence of normal renal function, there are no differences between single-dose or multiple-dose pharmacokinetics of metformin between patients with type 2 diabetes and normal subjects (see Table 1), nor is there any accumulation of metformin in either group at usual clinical doses.

Hepatic Insufficiency: The metabolism and excretion of glipizide may be slowed in patients with impaired hepatic function (see PRECAUTIONS). No pharmacokinetic studies have been conducted in patients with hepatic insufficiency for metformin.

Renal Insufficiency: The metabolism and excretion of glipizide may be slowed in patients with impaired renal function (see PRECAUTIONS).

In patients with decreased renal function (based on creatinine clearance), the plasma and blood half-life of metformin is prolonged and the renal clearance is decreased in proportion to the decrease in creatinine clearance (see Table 1; also, see WARNINGS).

Geriatrics: There is no information on the pharmacokinetics of glipizide in elderly patients.

Limited data from controlled pharmacokinetic studies of metformin in healthy elderly subjects suggest that total plasma clearance is decreased, the half-life is prolonged, and C_{max} is increased, compared to healthy young subjects. From these data, it appears that the change in metformin pharmacokinetics with aging is primarily accounted for by a change in renal function (see Table 1). Metformin treatment should not be initiated in patients ≥ 80 years of age unless measurement of creatinine clearance demonstrates that renal function is not reduced.

Subjects Groups: Metformin Dose ^a (Number of Subjects)	C_{max}^b (mcg/mL)	T_{max}^c (hrs)	Renal Clearance (mL/min)
Healthy, Nondiabetic Adults:			
500 mg SD ^d (24)	1.03 (\pm 0.33)	2.75 (\pm 0.81)	600 (\pm 132)
850 mg SD (74) ^e	1.60 (\pm 0.38)	2.64 (\pm 0.82)	552 (\pm 139)
850 mg t.i.d. for 19 doses ^f (9)	2.01 (\pm 0.42)	1.79 (\pm 0.94)	642 (\pm 173)
Adults with Type 2 Diabetes:			
850 mg SD (23)	1.48 (\pm 0.5)	3.32 (\pm 1.08)	491 (\pm 138)
850 mg t.i.d. for 19 doses ^f (9)	1.90 (\pm 0.62)	2.01 (\pm 1.22)	550 (\pm 160)
Elderly^g, Healthy Nondiabetic Adults:			
850 mg SD (12)	2.45 (\pm 0.70)	2.71 (\pm 1.05)	412 (\pm 98)
Renal-impaired Adults: 850 mg SD			
Mild (CL_{Cr}^h 61 to 90 mL/min) (5)	1.86 (\pm 0.52)	3.20 (\pm 0.45)	384 (\pm 122)
Moderate (CL_{Cr} 31 to 60 mL/min) (4)	4.12 (\pm 1.83)	3.75 (\pm 0.50)	108 (\pm 57)
Severe (CL_{Cr} 10 to 30 mL/min) (6)	3.93 (\pm 0.92)	4.01 (\pm 1.10)	130 (\pm 90)

^a All doses given fasting except the first 18 doses of the multiple-dose studies

^b Peak plasma concentration

^c Time to peak plasma concentration

^d SD = single-dose

^e Combined results (average means) of five studies: mean age 32 years (range 23 to 59 years)

^f Kinetic study done following dose 19, given fasting

^g Elderly subjects, mean age 71 years (range 65 to 81 years)

^h CL_{Cr} = creatinine clearance normalized to body surface area of 1.73 m²

Pediatrics: No data from pharmacokinetic studies in pediatric subjects are available for either glipizide or metformin.

Gender: There is no information on the effect of gender on the pharmacokinetics of glipizide.

Metformin pharmacokinetic parameters did not differ significantly in subjects with or without type 2 diabetes when analyzed according to gender (males = 19, females = 16). Similarly, in controlled clinical studies in patients with type 2 diabetes, the antihyperglycemic effect of metformin was comparable in males and females.

Race: No information is available on race differences in the pharmacokinetics of glipizide.

No studies of metformin pharmacokinetic parameters according to race have been performed. In controlled clinical studies of metformin in patients with type 2 diabetes, the antihyperglycemic effect was comparable in whites (n = 249), blacks (n = 51), and Hispanics (n = 24).

Clinical Studies: Initial Therapy: In a 24 week, double-blind, active controlled, multicenter international clinical trial, patients with type 2 diabetes, whose hyperglycemia was not adequately controlled with diet and exercise alone (hemoglobin A_{1c} [HbA_{1c}] $> 7.5\%$ and $\leq 12\%$ and fasting plasma glucose [FPG] < 300 mg/dL) were randomized to receive initial therapy with glipizide 5 mg, metformin 500 mg, glipizide and metformin hydrochloride 2.5 mg/250 mg, or glipizide and metformin hydrochloride 2.5 mg/500 mg. After two weeks, the dose was progressively increased (up to the 12 week visit) to a

maximum of four tablets daily in divided doses as needed to reach a target mean daily glucose (MDG) of ≤ 130 mg/dL. Trial data at 24 weeks are summarized in Table 2.

	Glipizide 5 mg tablets	Metformin 500 mg tablets	Glipizide and Metformin Hydrochloride 2.5 mg/250 mg tablets	Glipizide and Metformin Hydrochloride 2.5 mg/500 mg tablets
Mean Final Dose	16.7 mg	1749 mg	7.9 mg/791 mg	7.4 mg/1477 mg
Hemoglobin A_{1c} (%)	N = 168	N = 171	N = 166	N = 163
Baseline Mean	9.17	9.15	9.06	9.10
Final Mean	7.36	7.67	6.93	6.95
Adjusted Mean Change from Baseline	-1.77	-1.46	-2.15	-2.14
Difference from Glipizide			-0.38 ^a	-0.37 ^a
Difference from Metformin			-0.70 ^a	-0.69 ^a
% Patients with Final HbA _{1c} < 7%	43.5%	35.1%	59.6%	57.1%
Fasting Plasma Glucose (mg/dL)	N = 169	N = 176	N = 170	N = 169
Baseline Mean	210.7	207.4	206.8	203.1
Final Mean	162.1	163.8	152.1	148.7
Adjusted Mean Change from Baseline	-46.2	-42.9	-54.2	-56.5
Difference from Glipizide			-8	-10.4
Difference from Metformin			-11.3	-13.6

^a p < 0.001

After 24 weeks, treatment with glipizide and metformin hydrochloride 2.5 mg/250 mg and 2.5 mg/500 mg resulted in significantly greater reduction in HbA_{1c} compared to glipizide and to metformin therapy. Also, glipizide and metformin hydrochloride 2.5 mg/250 mg therapy resulted in significant reductions in FPG versus metformin therapy.

Increases above fasting glucose and insulin levels were determined at baseline and final study visits by measurement of plasma glucose and insulin for three hours following a standard mixed liquid meal. Treatment with glipizide and metformin hydrochloride lowered the three hour postprandial glucose AUC, compared to baseline, to a significantly greater extent than did the glipizide and the metformin therapies. Compared to baseline, glipizide and metformin hydrochloride enhanced the postprandial insulin response, but did not significantly affect fasting insulin levels.

There were no clinically meaningful differences in changes from baseline for all lipid parameters between glipizide and metformin hydrochloride therapy and either metformin therapy or glipizide therapy. The adjusted mean changes from baseline in body weight were: glipizide and metformin hydrochloride 2.5 mg/250 mg, -0.4 kg; glipizide and metformin hydrochloride 2.5 mg/500 mg, -0.5 kg; glipizide, -0.2 kg; and metformin, -1.9 kg. Weight loss was greater with metformin than with glipizide and metformin hydrochloride.

Second-Line Therapy: In an 18 week, double-blind, active controlled U.S. clinical trial, a total of 247 patients with type 2 diabetes not adequately controlled (HbA_{1c} $\geq 7.5\%$ and $\leq 12\%$ and FPG < 300 mg/dL) while being treated with at least one-half the maximum labeled dose of a sulfonylurea (e.g. glyburide 10 mg, glipizide 20 mg) were randomized to receive glipizide (fixed dose, 30 mg), metformin (500 mg), or glipizide and metformin hydrochloride 5 mg/500 mg. The doses of metformin and glipizide and metformin hydrochloride were titrated (up to the eight week visit) to a maximum of four tablets daily as needed to achieve MDG ≤ 130 mg/dL. Trial data at 18 weeks are summarized in Table 3.

	Glipizide 5 mg tablets	Metformin 500 mg tablets	Glipizide and Metformin Hydrochloride 5 mg/500 mg tablets
Mean Final Dose	30 mg	1927 mg	17.5 mg/1747 mg
Hemoglobin A_{1c} (%)	N = 79	N = 71	N = 80
Baseline Mean	8.87	8.61	8.66
Final Adjusted Mean	8.45	8.36	7.39
Difference from Glipizide			-1.06 ^a
Difference from Metformin			-0.98 ^a
% Patients with Final HbA _{1c} < 7%	8.9%	9.9%	36.3%
Fasting Plasma Glucose (mg/dL)	N = 82	N = 75	N = 81
Baseline Mean	203.6	191.3	194.3
Adjusted Mean Change from Baseline	7	6.7	-30.4
Difference from Glipizide			-37.4
Difference from Metformin			-37.2

^a p < 0.001

After 18 weeks, treatment with glipizide and metformin hydrochloride at doses up to 20 mg/2000 mg per day resulted in significantly lower mean final HbA_{1c} and significantly greater mean reductions in FPG compared to glipizide and to metformin therapy. Treatment with glipizide and metformin hydrochloride lowered the three hour postprandial glucose AUC, compared to baseline, to a significantly greater extent than did the glipizide and the metformin therapies. Glipizide and metformin hydrochloride did not significantly affect fasting insulin levels.

There were no clinically meaningful differences in changes from baseline for all lipid parameters between glipizide and metformin hydrochloride therapy and either metformin therapy or glipizide therapy. The adjusted mean changes from baseline in body weight were: glipizide and metformin hydrochloride

5 mg/500 mg, -0.3 kg; glipizide, -0.4 kg; and metformin, -2.7 kg. Weight loss was greater with metformin than with glipizide and metformin hydrochloride.

INDICATIONS AND USAGE: Glipizide and metformin HCl tablets are indicated as initial therapy, as an adjunct to diet and exercise, to improve glycemic control in patients with type 2 diabetes whose hyperglycemia cannot be satisfactorily managed with diet and exercise alone.

Glipizide and metformin HCl tablets are indicated as second-line therapy when diet, exercise, and initial treatment with a sulfonylurea or metformin do not result in adequate glycemic control in patients with type 2 diabetes.

CONTRAINDICATIONS: Glipizide and metformin HCl tablets are contraindicated in patients with:

1. Renal disease or renal dysfunction (e.g., as suggested by serum creatinine levels ≥ 1.5 mg/dL [males], ≥ 1.4 mg/dL [females], or abnormal creatinine clearance) which may also result from conditions such as cardiovascular collapse (shock), acute myocardial infarction, and septicemia (see WARNINGS and PRECAUTIONS).
2. Congestive heart failure requiring pharmacologic treatment.
3. Known hypersensitivity to glipizide or metformin hydrochloride.
4. Acute or chronic metabolic acidosis, including diabetic ketoacidosis, with or without coma. Diabetic ketoacidosis should be treated with insulin.

Glipizide and metformin HCl tablets should be temporarily discontinued in patients undergoing radiologic studies involving intravascular administration of iodinated contrast materials, because use of such products may result in acute alteration of renal function. (See also PRECAUTIONS.)

WARNINGS: Metformin Hydrochloride: Lactic Acidosis: Lactic acidosis is a rare, but serious, metabolic complication that can occur due to metformin accumulation during treatment with glipizide and metformin hydrochloride; when it occurs, it is fatal in approximately 50% of cases. Lactic acidosis may also occur in association with a number of pathophysiologic conditions, including diabetes mellitus, and whenever there is significant tissue hypoperfusion and hypoxemia. Lactic acidosis is characterized by elevated blood lactate levels (> 5 mmol/L), decreased blood pH, electrolyte disturbances with an increased anion gap, and an increased lactate/pyruvate ratio. When metformin is implicated as the cause of lactic acidosis, metformin plasma levels > 5 mcg/mL are generally found.

The reported incidence of lactic acidosis in patients receiving metformin hydrochloride is very low (approximately 0.03 cases/1000 patient-years, with approximately 0.015 fatal cases/1000 patient-years). Reported cases have occurred primarily in diabetic patients with significant renal insufficiency, including both intrinsic renal disease and renal hypoperfusion, often in the setting of multiple concomitant medical/surgical problems and multiple concomitant medications. Patients with congestive heart failure requiring pharmacologic management, in particular those with unstable or acute congestive heart failure who are at risk of hypoperfusion and hypoxemia, are at increased risk of lactic acidosis. The risk of lactic acidosis increases with the degree of renal dysfunction and the patient's age. The risk of lactic acidosis may, therefore, be significantly decreased by regular monitoring of renal function in patients taking metformin and by use of the minimum effective dose of metformin. In particular, treatment of the elderly should be accompanied by careful monitoring of renal function. Glipizide and metformin hydrochloride treatment should not be initiated in patients ≥ 80 years of age unless measurement of creatinine clearance demonstrates that renal function is not reduced, as these patients are more susceptible to developing lactic acidosis. In addition, glipizide and metformin hydrochloride should be promptly withheld in the presence of any condition associated with hypoxemia, dehydration, or sepsis. Because impaired hepatic function may significantly limit the ability to clear lactate, glipizide and metformin hydrochloride should generally be avoided in patients with clinical or laboratory evidence of hepatic disease. Patients should be cautioned against excessive alcohol intake, either acute or chronic, when taking glipizide and metformin hydrochloride, since alcohol potentiates the effects of metformin hydrochloride on lactate metabolism. In addition, glipizide and metformin hydrochloride should be temporarily discontinued prior to any intravascular radiocontrast study and for any surgical procedure (see also PRECAUTIONS).

The onset of lactic acidosis often is subtle, and accompanied only by nonspecific symptoms such as malaise, myalgias, respiratory distress, increasing somnolence, and nonspecific abdominal distress. There may be associated hypothermia, hypotension, and resistant bradyarrhythmias with more marked acidosis. The patient and the patient's physician must be aware of the possible importance of such symptoms and the patient should be instructed to notify the physician immediately if they occur (see also PRECAUTIONS). Glipizide and metformin hydrochloride should be withdrawn until the situation is clarified. Serum electrolytes, ketones, blood glucose, and if indicated, blood pH, lactate levels, and even blood metformin levels may be useful. Once a patient is stabilized on any dose level of glipizide and metformin hydrochloride, gastrointestinal symptoms, which are common during initiation of therapy with metformin, are unlikely to be drug-related. Later occurrence of gastrointestinal symptoms could be due to lactic acidosis or other serious disease.

Levels of fasting venous plasma lactate above the upper limit of normal but less than 5 mmol/L in patients taking glipizide and metformin hydrochloride do not necessarily indicate impending lactic acidosis and may be explainable by other mechanisms, such as poorly controlled diabetes or obesity, vigorous physical activity, or technical problems in sample handling. (See also PRECAUTIONS.)

Lactic acidosis should be suspected in any diabetic patient with metabolic acidosis lacking evidence of ketoacidosis (ketonuria and ketonemia).

Lactic acidosis is a medical emergency that must be treated in a hospital setting. In a patient with lactic acidosis who is taking glipizide and metformin hydrochloride, the drug should be discontinued immediately and general supportive measures promptly instituted. Because metformin hydrochloride is dialyzable (with a clearance of up to 170 mL/min under good hemodynamic conditions), prompt hemodialysis is recommended to correct the acidosis and remove the accumulated metformin. Such management often results in prompt reversal of symptoms and recovery. (See also CONTRAINDICATIONS and PRECAUTIONS.)

SPECIAL WARNING ON INCREASED RISK OF CARDIOVASCULAR MORTALITY: The administration of oral hypoglycemic drugs has been reported to be associated with increased cardiovascular mortality as compared to treatment with diet alone or diet plus insulin. This warning is based on the study conducted by the University Group Diabetes Program (UGDP), a long-term prospective clinical trial designed to evaluate the effectiveness of glucose lowering drugs in preventing or delaying vascular complications in patients with non insulin dependent diabetes. The study involved 823 patients who were randomly assigned to one of four treatment groups (*Diabetes* 19 (Suppl. 2):747-830, 1970).

UGDP reported that patients treated for 5 to 8 years with diet plus a fixed dose of tolbutamide (1.5 grams per day) had a rate of cardiovascular mortality approximately 2 1/2 times that of patients treated with diet alone. A significant increase in total mortality was not observed, but the use of tolbutamide was discontinued based on the increase in cardiovascular mortality, thus limiting the

opportunity for the study to show an increase in overall mortality. Despite controversy regarding the interpretation of these results, the findings of the UGDP study provide an adequate basis for this warning. The patient should be informed of the potential risks and benefits of glipizide and of alternative modes of therapy.

Although only one drug in the sulfonylurea class (tolbutamide) was included in this study, it is prudent from a safety standpoint to consider that this warning may also apply to other hypoglycemic drugs in this class, in view of their close similarities in mode of action and chemical structure.

PRECAUTIONS: General: Glipizide and Metformin Hydrochloride: Hypoglycemia: Glipizide and metformin hydrochloride is capable of producing hypoglycemia; therefore, proper patient selection, dosing, and instructions are important to avoid potential hypoglycemic episodes. The risk of hypoglycemia is increased when caloric intake is deficient, when strenuous exercise is not compensated by caloric supplementation, or during concomitant use with other glucose lowering agents or ethanol. Renal insufficiency may cause elevated drug levels of both glipizide and metformin hydrochloride. Hepatic insufficiency may increase drug levels of glipizide and may also diminish gluconeogenic capacity, both of which increase the risk of hypoglycemic reactions. Elderly, debilitated, or malnourished patients and those with adrenal or pituitary insufficiency or alcohol intoxication are particularly susceptible to hypoglycemic effects. Hypoglycemia may be difficult to recognize in the elderly, and in people who are taking beta-adrenergic blocking drugs.

Glipizide: Renal and Hepatic Disease: The metabolism and excretion of glipizide may be slowed in patients with impaired renal and/or hepatic function. If hypoglycemia should occur in such patients, it may be prolonged and appropriate management should be instituted.

Metformin Hydrochloride: Monitoring of Renal Function: Metformin is known to be substantially excreted by the kidney, and the risk of metformin accumulation and lactic acidosis increases with the degree of impairment of renal function. Thus, patients with serum creatinine levels above the upper limit of normal for their age should not receive glipizide and metformin hydrochloride. In patients with advanced age, glipizide and metformin hydrochloride should be carefully titrated to establish the minimum dose for adequate glycemic effect, because aging is associated with reduced renal function. In elderly patients, particularly those ≥ 80 years of age, renal function should be monitored regularly and, generally, glipizide and metformin hydrochloride should not be titrated to the maximum dose (see WARNINGS and DOSAGE AND ADMINISTRATION). Before initiation of glipizide and metformin hydrochloride therapy and at least annually thereafter, renal function should be assessed and verified as normal. In patients in whom development of renal dysfunction is anticipated, renal function should be assessed more frequently and glipizide and metformin hydrochloride discontinued if evidence of renal impairment is present.

Use of Concomitant Medications That May Affect Renal Function or Metformin Disposition: Concomitant medication(s) that may affect renal function or result in significant hemodynamic change or may interfere with the disposition of metformin, such as cationic drugs that are eliminated by renal tubular secretion (see PRECAUTIONS: Drug Interactions), should be used with caution.

Radiologic studies involving the use of intravascular iodinated contrast materials (for example, intravenous urogram, intravenous cholangiography, angiography, and computed tomography (CT) scans with intravascular contrast materials)

Intravascular contrast studies with iodinated materials can lead to acute alteration of renal function and have been associated with lactic acidosis in patients receiving metformin (see CONTRAINDICATIONS). Therefore, in patients in whom any such study is planned, glipizide and metformin hydrochloride should be temporarily discontinued at the time of or prior to the procedure, and withheld for 48 hours subsequent to the procedure and reinstated only after renal function has been reevaluated and found to be normal.

Hypoxic States: Cardiovascular collapse (shock) from whatever cause, acute congestive heart failure, acute myocardial infarction, and other conditions characterized by hypoxemia have been associated with lactic acidosis and may also cause prerenal azotemia. When such events occur in patients on glipizide and metformin hydrochloride therapy, the drug should be promptly discontinued.

Surgical Procedures: Glipizide and metformin hydrochloride therapy should be temporarily suspended for any surgical procedure (except minor procedures not associated with restricted intake of food and fluids) and should not be restarted until the patient's oral intake has resumed and renal function has been evaluated as normal.

Alcohol Intake: Alcohol is known to potentiate the effect of metformin on lactate metabolism. Patients, therefore, should be warned against excessive alcohol intake, acute or chronic, while receiving glipizide and metformin hydrochloride. Due to its effect on the gluconeogenic capacity of the liver, alcohol may also increase the risk of hypoglycemia.

Impaired Hepatic Function: Since impaired hepatic function has been associated with some cases of lactic acidosis, glipizide and metformin hydrochloride should generally be avoided in patients with clinical or laboratory evidence of hepatic disease.

Vitamin B₁₂ Levels: In controlled clinical trials with metformin of 29 weeks duration, a decrease to sub-normal levels of previously normal serum Vitamin B₁₂, without clinical manifestations, was observed in approximately 7% of patients. Such decrease, possibly due to interference with B₁₂ absorption from the B₁₂-intrinsic factor complex, is, however, very rarely associated with anemia and appears to be rapidly reversible with discontinuation of metformin or Vitamin B₁₂ supplementation. Measurement of hematologic parameters on an annual basis is advised in patients on metformin and any apparent abnormalities should be appropriately investigated and managed (see PRECAUTIONS: Laboratory Tests).

Certain individuals (those with inadequate Vitamin B₁₂ or calcium intake or absorption) appear to be predisposed to developing subnormal Vitamin B₁₂ levels. In these patients, routine serum Vitamin B₁₂ measurements at two to three year intervals may be useful.

Change in Clinical Status of Patients With Previously Controlled Type 2 Diabetes: A patient with type 2 diabetes previously well controlled on metformin who develops laboratory abnormalities or clinical illness (especially vague and poorly defined illness) should be evaluated promptly for evidence of ketoacidosis or lactic acidosis. Evaluation should include serum electrolytes and ketones, blood glucose and, if indicated, blood pH, lactate, pyruvate, and metformin levels. If acidosis of either form occurs, glipizide and metformin hydrochloride must be stopped immediately and other appropriate corrective measures initiated (see also WARNINGS).

Information for Patients: Glipizide and Metformin Hydrochloride: Patients should be informed of the potential risks and benefits of glipizide and metformin hydrochloride and of alternative modes of therapy. They should also be informed about the importance of adherence to dietary instructions, of a regular exercise program, and of regular testing of blood glucose, glycosylated hemoglobin, renal function, and hematologic parameters.

The risks of lactic acidosis associated with metformin therapy, its symptoms, and conditions that predispose to its development, as noted in the WARNINGS and PRECAUTIONS sections, should be explained to patients. Patients should be advised to discontinue glipizide and metformin hydrochloride immediately and to promptly notify their health practitioner if unexplained hyperventilation, myalgia, malaise, unusual somnolence, or other nonspecific symptoms occur. Once a patient is stabilized on any dose level of glipizide and metformin hydrochloride, gastrointestinal symptoms, which are common during initiation of metformin therapy, are unlikely to be drug-related. Later occurrence of gastrointestinal symptoms could be due to lactic acidosis or other serious disease.

The risks of hypoglycemia, its symptoms and treatment, and conditions that predispose to its development should be explained to patients and responsible family members.

Patients should be counseled against excessive alcohol intake, either acute or chronic, while receiving glipizide and metformin hydrochloride. (See Patient Information printed below.)

Laboratory Tests: Periodic fasting blood glucose and glycosylated hemoglobin (HbA_{1c}) measurements should be performed to monitor therapeutic response.

Initial and periodic monitoring of hematologic parameters (e.g., hemoglobin/hematocrit and red blood cell indices) and renal function (serum creatinine) should be performed, at least on an annual basis. While megaloblastic anemia has rarely been seen with metformin therapy, if this is suspected, Vitamin B₁₂ deficiency should be excluded.

Drug Interactions: Glipizide and Metformin Hydrochloride: Certain drugs tend to produce hyperglycemia and may lead to loss of blood glucose control. These drugs include the thiazides and other diuretics, corticosteroids, phenothiazines, thyroid products, estrogens, oral contraceptives, phenytoin, nicotinic acid, sympathomimetics, calcium channel blocking drugs, and isoniazid. When such drugs are administered to a patient receiving glipizide and metformin hydrochloride, the patient should be closely observed for loss of blood glucose control. When such drugs are withdrawn from a patient receiving glipizide and metformin hydrochloride, the patient should be observed closely for hypoglycemia. Metformin is negligibly bound to plasma proteins and is, therefore, less likely to interact with highly protein bound drugs such as salicylates, sulfonamides, chloramphenicol, and probenecid as compared to sulfonylureas, which are extensively bound to serum proteins.

Glipizide: The hypoglycemic action of sulfonylureas may be potentiated by certain drugs including non-steroidal anti-inflammatory agents, some azoles, and other drugs that are highly protein bound, salicylates, sulfonamides, chloramphenicol, probenecid, coumarins, monoamine oxidase inhibitors, and beta adrenergic blocking agents. When such drugs are administered to a patient receiving glipizide and metformin hydrochloride, the patient should be observed closely for hypoglycemia. When such drugs are withdrawn from a patient receiving glipizide and metformin hydrochloride, the patient should be observed closely for loss of blood glucose control. *In vitro* binding studies with human serum proteins indicate that glipizide binds differently than tolbutamide and does not interact with salicylate or dicumarol. However, caution must be exercised in extrapolating these findings to the clinical situation and in the use of glipizide and metformin hydrochloride with these drugs.

A potential interaction between oral miconazole and oral hypoglycemic agents leading to severe hypoglycemia has been reported. Whether this interaction also occurs with the intravenous, topical, or vaginal preparations of miconazole is not known. The effect of concomitant administration of fluconazole and glipizide has been demonstrated in a placebo controlled crossover study in normal volunteers. All subjects received glipizide alone and following treatment with 100 mg of fluconazole as a single oral daily dose for 7 days, the mean percent increase in the glipizide AUC after fluconazole administration was 56.9% (range: 35 to 81%).

Metformin Hydrochloride: Furosemide: A single-dose, metformin-furosemide drug interaction study in healthy subjects demonstrated that pharmacokinetic parameters of both compounds were affected by coadministration. Furosemide increased the metformin plasma and blood C_{max} by 22% and blood AUC by 15%, without any significant change in metformin renal clearance. When administered with metformin, the C_{max} and AUC of furosemide were 31% and 12% smaller, respectively, than when administered alone, and the terminal half-life was decreased by 32%, without any significant change in furosemide renal clearance. No information is available about the interaction of metformin and furosemide when coadministered chronically.

Nifedipine: A single-dose, metformin-nifedipine drug interaction study in normal healthy volunteers demonstrated that coadministration of nifedipine increased plasma metformin C_{max} and AUC by 20% and 9%, respectively, and increased the amount excreted in the urine. T_{max} and half-life were unaffected. Nifedipine appears to enhance the absorption of metformin. Metformin had minimal effects on nifedipine.

Cationic Drugs: Cationic drugs (e.g., amiloride, digoxin, morphine, procainamide, quinidine, quinine, ranitidine, triamterene, trimethoprim, or vancomycin) that are eliminated by renal tubular secretion theoretically have the potential for interaction with metformin by competing for common renal tubular transport systems. Such interaction between metformin and oral cimetidine has been observed in normal healthy volunteers in both single-dose and multiple-dose, metformin-cimetidine drug interaction studies, with a 60% increase in peak metformin plasma and whole blood concentrations and a 40% increase in plasma and whole blood metformin AUC. There was no change in elimination half-life in the single-dose study. Metformin had no effect on cimetidine pharmacokinetics. Although such interactions remain theoretical (except for cimetidine), careful patient monitoring and dose adjustment of glipizide and metformin hydrochloride and/or the interfering drug is recommended in patients who are taking cationic medications that are excreted via the proximal renal tubular secretory system.

Other: In healthy volunteers, the pharmacokinetics of metformin and propranolol and metformin and ibuprofen were not affected when coadministered in single-dose interaction studies.

Carcinogenesis, Mutagenesis, Impairment of Fertility: No animal studies have been conducted with the combined products in glipizide and metformin hydrochloride. The following data are based on findings in studies performed with the individual products.

Glipizide: A 20 month study in rats and an 18 month study in mice at doses up to 75 times the maximum human dose revealed no evidence of drug-related carcinogenicity. Bacterial and *in vivo* mutagenicity tests were uniformly negative. Studies in rats of both sexes at doses up to 75 times the human dose showed no effects on fertility.

Metformin Hydrochloride: Long-term carcinogenicity studies were performed with metformin alone in rats (dosing duration of 104 weeks) and mice (dosing duration of 91 weeks) at doses up to and including 900 mg/kg/day and 1500 mg/kg/day, respectively. These doses are both approximately four times the maximum recommended human daily dose of 2000 mg of the metformin component of glipizide and metformin hydrochloride based on body surface area comparisons. No evidence of carcinogenicity with metformin alone was found in either male or female mice. Similarly, there was no tumorigenic potential observed with metformin alone in male rats. There was, however, an increased incidence of benign stromal uterine polyps in female rats treated with 900 mg/kg/day of metformin alone.

There was no evidence of a mutagenic potential of metformin alone in the following *in vitro* tests: Ames test (*S. typhimurium*), gene mutation test (mouse lymphoma cells), or chromosomal aberrations test (human lymphocytes). Results in the *in vivo* mouse micronucleus test were also negative.

Fertility of male or female rats was unaffected by metformin alone when administered at doses as high as 600 mg/kg/day, which is approximately three times the maximum recommended human daily dose of the metformin component of glipizide and metformin hydrochloride based on body surface area comparisons.

Pregnancy: Teratogenic Effects. Pregnancy Category C: Recent information strongly suggests that abnormal blood glucose levels during pregnancy are associated with a higher incidence of congenital abnormalities. Most experts recommend that insulin be used during pregnancy to maintain blood glucose as close to normal as possible. Because animal reproduction studies are not always predictive of human response, glipizide and metformin hydrochloride should not be used during pregnancy unless clearly needed. (See below.)

There are no adequate and well controlled studies in pregnant women with glipizide and metformin

hydrochloride or its individual components. No animal studies have been conducted with the combined products in glipizide and metformin hydrochloride tablets. The following data are based on findings in studies performed with the individual products.

Glipizide: Glipizide was found to be mildly fetotoxic in rat reproductive studies at all dose levels (5 to 50 mg/kg). This fetotoxicity has been similarly noted with other sulfonylureas, such as tolbutamide and tolazamide. The effect is perinatal and believed to be directly related to the pharmacologic (hypoglycemic) action of glipizide. In studies in rats and rabbits, no teratogenic effects were found.

Metformin Hydrochloride: Metformin alone was not teratogenic in rats or rabbits at doses up to 600 mg/kg/day. This represents an exposure of about two and six times the maximum recommended human daily dose of 2000 mg of the metformin component of glipizide and metformin hydrochloride based on body surface area comparisons for rats and rabbits, respectively. Determination of fetal concentrations demonstrated a partial placental barrier to metformin.

Nonteratogenic Effects: Prolonged severe hypoglycemia (4 to 10 days) has been reported in neonates born to mothers who were receiving a sulfonylurea drug at the time of delivery. This has been reported more frequently with the use of agents with prolonged half-lives. It is not recommended that glipizide and metformin hydrochloride be used during pregnancy. However, if it is used, glipizide and metformin hydrochloride should be discontinued at least one month before the expected delivery date. (See Pregnancy: *Teratogenic Effects. Pregnancy Category C.*)

Nursing Mothers: Although it is not known whether glipizide is excreted in human milk, some sulfonylurea drugs are known to be excreted in human milk. Studies in lactating rats show that metformin is excreted into milk and reaches levels comparable to those in plasma. Similar studies have not been conducted in nursing mothers. Because the potential for hypoglycemia in nursing infants may exist, a decision should be made whether to discontinue nursing or to discontinue glipizide and metformin hydrochloride, taking into account the importance of the drug to the mother. If glipizide and metformin hydrochloride is discontinued, and if diet alone is inadequate for controlling blood glucose, insulin therapy should be considered.

Pediatric Use: Safety and effectiveness of glipizide and metformin hydrochloride in pediatric patients have not been established.

Geriatric Use: Of the 345 patients who received glipizide and metformin hydrochloride 2.5 mg/250 mg and 2.5 mg/500 mg in the initial therapy trial, 67 (19.4%) were aged 65 and older while 5 (1.4%) were aged 75 and older. Of the 87 patients who received glipizide and metformin hydrochloride in the second-line therapy trial, 17 (19.5%) were aged 65 and older while one (1.1%) was at least aged 75. No overall differences in effectiveness or safety were observed between these patients and younger patients in either the initial therapy trial or the second-line therapy trial, and other reported clinical experience has not identified differences in response between the elderly and younger patients, but greater sensitivity of some older individuals cannot be ruled out.

Metformin hydrochloride is known to be substantially excreted by the kidney and because the risk of serious adverse reactions to the drug is greater in patients with impaired renal function, glipizide and metformin hydrochloride should only be used in patients with normal renal function (see CONTRAINDICATIONS, WARNINGS, and CLINICAL PHARMACOLOGY: Pharmacokinetics). Because aging is associated with reduced renal function, glipizide and metformin hydrochloride should be used with caution as age increases. Care should be taken in dose selection and should be based on careful and regular monitoring of renal function. Generally, elderly patients should not be titrated to the maximum dose of glipizide and metformin hydrochloride (see also WARNINGS and DOSAGE AND ADMINISTRATION).

ADVERSE REACTIONS: Glipizide and Metformin Hydrochloride: In a double-blind 24 week clinical trial involving glipizide and metformin hydrochloride as initial therapy, a total of 172 patients received glipizide and metformin hydrochloride 2.5 mg/250 mg, 173 received glipizide and metformin hydrochloride 2.5 mg/500 mg, 170 received glipizide, and 177 received metformin. The most common clinical adverse events in these treatment groups are listed in Table 4.

Table 4: Clinical Adverse Events > 5% in any Treatment Group, by Primary Term, in Initial Therapy Study				
Adverse Event	Number (%) of Patients			
	Glipizide 5 mg tablets N = 170	Metformin 500 mg tablets N = 177	Glipizide and Metformin Hydrochloride 2.5 mg/250 mg tablets N = 172	Glipizide and Metformin Hydrochloride 2.5 mg/500 mg tablets N = 173
Upper respiratory infection	12 (7.1)	15 (8.5)	17 (9.9)	14 (8.1)
Diarrhea	8 (4.7)	15 (8.5)	4 (2.3)	9 (5.2)
Dizziness	9 (5.3)	2 (1.1)	3 (1.7)	9 (5.2)
Hypertension	17 (10)	10 (5.6)	5 (2.9)	6 (3.5)
Nausea/vomiting	6 (3.5)	9 (5.1)	1 (0.6)	3 (1.7)

In a double-blind 18 week clinical trial involving glipizide and metformin hydrochloride as second-line therapy, a total of 87 patients received glipizide and metformin hydrochloride, 84 received glipizide, and 75 received metformin. The most common clinical adverse events in this clinical trial are listed in Table 5.

Table 5: Clinical Adverse Events > 5% in any Treatment Group, by Primary Term, in Second-Line Therapy Study			
Adverse Event	Number (%) of Patients		
	Glipizide 5 mg tablets ^a N = 84	Metformin 500 mg tablets ^a N = 75	Glipizide and Metformin Hydrochloride 5 mg/500 mg tablets ^a N = 87
Diarrhea	11 (13.1)	13 (17.3)	16 (18.4)
Headache	5 (6)	4 (5.3)	11 (12.6)
Upper respiratory infection	11 (13.1)	8 (10.7)	9 (10.3)
Musculoskeletal pain	6 (7.1)	5 (6.7)	7 (8)
Nausea/vomiting	5 (6)	6 (8.0)	7 (8)
Abdominal pain	7 (8.3)	5 (6.7)	5 (5.7)
UTI	4 (4.8)	6 (8.0)	1 (1.1)

^a The dose of glipizide was fixed at 30 mg daily; doses of metformin and glipizide and metformin hydrochloride were titrated.

Hypoglycemia: In a controlled initial therapy trial of glipizide and metformin hydrochloride 2.5 mg/250 mg

and 2.5 mg/500 mg the numbers of patients with hypoglycemia documented by symptoms (such as dizziness, shakiness, sweating, and hunger) and a fingerstick blood glucose measurement \leq 50 mg/dL were 5 (2.9%) for glipizide, 0 (0%) for metformin, 13 (7.6%) for glipizide and metformin hydrochloride 2.5 mg/250 mg, and 16 (9.3%) for glipizide and metformin hydrochloride 2.5 mg/500 mg. Among patients taking either glipizide and metformin hydrochloride 2.5 mg/250 mg or glipizide and metformin hydrochloride 2.5 mg/500 mg, nine (2.6%) patients discontinued glipizide and metformin hydrochloride due to hypoglycemic symptoms and one required medical intervention due to hypoglycemia. In a controlled second-line therapy trial of glipizide and metformin hydrochloride 5 mg/500 mg, the numbers of patients with hypoglycemia documented by symptoms and a fingerstick blood glucose measurement \leq 50 mg/dL were 0 (0%) for glipizide, 1 (1.3%) for metformin, and 11 (12.6%) for glipizide and metformin hydrochloride. One (1.1%) patient discontinued glipizide and metformin hydrochloride therapy due to hypoglycemic symptoms and none required medical intervention due to hypoglycemia. (See PRECAUTIONS section.)

Gastrointestinal Reactions: Among the most common clinical adverse events in the initial therapy trial were diarrhea and nausea/vomiting; the incidences of these events were lower with both glipizide and metformin hydrochloride dosage strengths than with metformin therapy. There were 4 (1.2%) patients in the initial therapy trial who discontinued glipizide and metformin hydrochloride therapy due to GI adverse events. Gastrointestinal symptoms of diarrhea, nausea/vomiting, and abdominal pain were comparable among glipizide and metformin hydrochloride, glipizide and metformin in the second-line therapy trial. There were 4 (4.6%) patients in the second-line therapy trial who discontinued glipizide and metformin hydrochloride therapy due to GI adverse events.

OVERDOSAGE: Glipizide: Overdosage of sulfonylureas, including glipizide, can produce hypoglycemia. Mild hypoglycemic symptoms, without loss of consciousness or neurological findings, should be treated aggressively with oral glucose and adjustments in drug dosage and/or meal patterns. Close monitoring should continue until the physician is assured that the patient is out of danger. Severe hypoglycemic reactions with coma, seizure, or other neurological impairment occur infrequently, but constitute medical emergencies requiring immediate hospitalization. If hypoglycemic coma is diagnosed or suspected, the patient should be given a rapid intravenous injection of concentrated (50%) glucose solution. This should be followed by a continuous infusion of a more dilute (10%) glucose solution at a rate that will maintain the blood glucose at a level above 100 mg/dL. Patients should be closely monitored for a minimum of 24 to 48 hours, since hypoglycemia may recur after apparent clinical recovery. Clearance of glipizide from plasma would be prolonged in persons with liver disease. Because of the extensive protein binding of glipizide, dialysis is unlikely to be of benefit.

Metformin Hydrochloride: Among cases of overdosage of metformin hydrochloride, including ingestion of amounts greater than 100 grams, hypoglycemia was reported in approximately 10%, but no causal association with metformin hydrochloride has been established, although lactic acidosis has occurred in such circumstances (see WARNINGS). Metformin is dialyzable with a clearance of up to 170 mL/min under good hemodynamic conditions. Therefore, hemodialysis may be useful for removal of accumulated drug from patients in whom metformin overdosage is suspected.

DOSAGE AND ADMINISTRATION: General Considerations: Dosage of glipizide and metformin HCl tablets must be individualized on the basis of both effectiveness and tolerance while not exceeding the maximum recommended daily dose of 20 mg glipizide/2000 mg metformin. Glipizide and metformin HCl tablets should be given with meals and should be initiated at a low dose, with gradual dose escalation as described below, in order to avoid hypoglycemia (largely due to glipizide), to reduce GI side effects (largely due to metformin), and to permit determination of the minimum effective dose for adequate control of blood glucose for the individual patient.

With initial treatment and during dose titration, appropriate blood glucose monitoring should be used to determine the therapeutic response to glipizide and metformin HCl tablets and to identify the minimum effective dose for the patient. Thereafter, HbA_{1c} should be measured at intervals of approximately 3 months to assess the effectiveness of therapy. The therapeutic goal in all patients with type 2 diabetes is to decrease FPG, PPG, and HbA_{1c} to normal or as near normal as possible. Ideally, the response to therapy should be evaluated using HbA_{1c} (glycosylated hemoglobin), which is a better indicator of long-term glycemic control than FPG alone.

No studies have been performed specifically examining the safety and efficacy of switching to glipizide and metformin HCl tablet therapy in patients taking concomitant glipizide (or other sulfonylurea) plus metformin. Changes in glycemic control may occur in such patients, with either hyperglycemia or hypoglycemia possible. Any change in therapy of type 2 diabetes should be undertaken with care and appropriate monitoring.

Glipizide and Metformin HCl Tablets as Initial Therapy: For patients with type 2 diabetes whose hyperglycemia cannot be satisfactorily managed with diet and exercise alone, the recommended starting dose of glipizide and metformin HCl tablets is 2.5 mg/250 mg once a day with a meal. For patients whose FPG is 280 to 320 mg/dL a starting dose of glipizide and metformin HCl tablets is 2.5 mg/500 mg twice daily should be considered. The efficacy of glipizide and metformin HCl tablets in patients whose FPG exceeds 320 mg/dL has not been established. Dosage increases to achieve adequate glycemic control should be made in increments of one tablet per day every two weeks up to maximum of 10 mg/1000 mg or 10 mg/2000 mg glipizide and metformin HCl tablets per day given in divided doses. In clinical trials of glipizide and metformin HCl tablets as initial therapy, there was no experience with total daily doses greater than 10 mg/2000 mg per day.

Glipizide and Metformin HCl Tablets as Second-Line Therapy: For patients not adequately controlled on either glipizide (or another sulfonylurea) or metformin alone, the recommended starting dose of glipizide and metformin HCl tablets is 2.5 mg/500 mg or 5 mg/500 mg twice daily with the morning and evening meals. In order to avoid hypoglycemia, the starting dose of glipizide and metformin HCl tablets should not exceed the daily doses of glipizide or metformin already being taken. The daily dose should be titrated in increments of no more than 5 mg/500 mg up to the minimum effective dose to achieve adequate control of blood glucose or to a maximum dose of 20 mg/2000 mg per day.

Patients previously treated with combination therapy of glipizide (or another sulfonylurea) plus metformin may be switched to glipizide and metformin HCl tablets 2.5 mg/500 mg or 5 mg/500 mg; the starting dose should not exceed the daily dose of glipizide (or equivalent dose of another sulfonylurea) and metformin already being taken. The decision to switch to the nearest equivalent dose or to titrate should be based on clinical judgment. Patients should be monitored closely for signs and symptoms of hypoglycemia following such a switch and the dose of glipizide and metformin HCl tablets should be titrated as described above to achieve adequate control of blood glucose.

Specific Patient Populations: Glipizide and metformin HCl tablets are not recommended for use during pregnancy or for use in pediatric patients. The initial and maintenance dosing of glipizide and metformin HCl tablets should be conservative in patients with advanced age, due to the potential for decreased renal function in this population. Any dosage adjustment requires a careful assessment of renal function. Generally, elderly, debilitated, and malnourished patients should not be titrated to the maximum dose of glipizide and metformin HCl tablets to avoid the risk of hypoglycemia. Monitoring of renal function is necessary to aid in prevention of metformin associated lactic acidosis, particularly in the elderly. (See WARNINGS.)

HOW SUPPLIED: Glipizide and metformin hydrochloride tablets are available containing 2.5 mg glipizide,

USP with 250 mg metformin hydrochloride, USP; 2.5 mg glipizide, USP with 500 mg metformin hydrochloride, USP; and 5 mg glipizide, USP with 500 mg metformin hydrochloride, USP.

The 2.5 mg/250 mg tablets are white film-coated, round, unscored tablets debossed with **M** on one side of the tablet and **G31** on the other side. They are available as follows:

NDC 0378-3131-01
bottles of 100 tablets
NDC 0378-3131-05
bottles of 500 tablets

The 2.5 mg/500 mg tablets are white film-coated, oval, unscored tablets debossed with **M** on one side of the tablet and **G32** on the other side. They are available as follows:

NDC 0378-3132-01
bottles of 100 tablets
NDC 0378-3132-05
bottles of 500 tablets

The 5 mg/500 mg tablets are peach film-coated, modified capsule-shaped, unscored tablets debossed with **M** on one side of the tablet and **G33** on the other side. They are available as follows:

NDC 0378-3133-01
bottles of 100 tablets
NDC 0378-3133-05
bottles of 500 tablets

Store at 20° to 25°C (68° to 77°F). [See USP for Controlled Room Temperature.]

Dispense in a tight, light-resistant container as defined in the USP using a child-resistant closure.

PHARMACIST: Patient Information Leaflet attached to prescribing information.



MYLAN®

Mylan Pharmaceuticals Inc.
Morgantown, WV 26505

REVISED JULY 2006
GZMF-R1

PATIENT INFORMATION ABOUT GLIPIZIDE AND METFORMIN HCl TABLETS

WARNING: A small number of people who have taken metformin hydrochloride have developed a serious condition called lactic acidosis. Properly functioning kidneys are needed to help prevent lactic acidosis. Most people with kidney problems should not take glipizide and metformin HCl tablets. (See Question Nos. 9 to 13.)

Q1. WHY DO I NEED TO TAKE GLIPIZIDE AND METFORMIN HCl TABLETS ?

Your doctor has prescribed glipizide and metformin HCl tablets to treat your type 2 diabetes. This is also known as noninsulin dependent diabetes mellitus.

Q2. WHAT IS TYPE 2 DIABETES?

People with diabetes are not able to make enough insulin and/or respond normally to the insulin their body does make. When this happens, sugar (glucose) builds up in the blood. This can lead to serious medical problems including kidney damage, amputations, and blindness. Diabetes is also closely linked to heart disease. The main goal of treating diabetes is to lower your blood sugar to a normal level.

Q3. WHY IS IT IMPORTANT TO CONTROL TYPE 2 DIABETES?

The main goal of treating diabetes is to lower your blood sugar to a normal level. Studies have shown that good control of blood sugar may prevent or delay complications such as heart disease, kidney disease, or blindness.

Q4. HOW IS TYPE 2 DIABETES USUALLY CONTROLLED?

High blood sugar can be lowered by diet and exercise, by a number of oral medications, and by insulin injections. Before taking glipizide and metformin HCl tablets you should first try to control your diabetes by exercise and weight loss. Even if you are taking glipizide and metformin HCl tablets, you should still exercise and follow the diet recommended for your diabetes.

Q5. DOES GLIPIZIDE AND METFORMIN HCl TABLETS WORK DIFFERENTLY FROM OTHER GLUCOSE CONTROL MEDICATIONS?

Yes it does. Glipizide and metformin HCl combines two glucose lowering drugs, glipizide and metformin. These two drugs work together to improve the different metabolic defects found in type 2 diabetes. Glipizide lowers blood sugar primarily by causing more of the body's own insulin to be released, and metformin lowers blood sugar, in part, by helping your body use your own insulin more effectively. Together, they are efficient in helping you achieve better glucose control.

Q6. WHAT HAPPENS IF MY BLOOD SUGAR IS STILL TOO HIGH?

When blood sugar cannot be lowered enough by glipizide and metformin HCl tablets your doctor may prescribe injectable insulin or take other measures to control your diabetes.

Q7. CAN GLIPIZIDE AND METFORMIN HCl TABLETS CAUSE SIDE EFFECTS?

Glipizide and metformin HCl tablets, like all blood sugar lowering medications, can cause side effects in some patients. Most of these side effects are minor. However, there are also serious, but rare, side effects related to glipizide and metformin HCl tablets (see Question Nos. 9 to 13).

Q8. WHAT ARE THE MOST COMMON SIDE EFFECTS OF GLIPIZIDE AND METFORMIN HCl TABLETS?

The most common side effects of glipizide and metformin HCl tablets are normally minor ones such as diarrhea, nausea, and upset stomach. If these side effects occur, they usually occur during the first few weeks of therapy. Taking your glipizide and metformin HCl tablets with meals can help reduce these side effects.

Symptoms of hypoglycemia (low blood sugar), such as lightheadedness, dizziness, shakiness, or hunger may occur. The risk of hypoglycemic symptoms increases when meals are skipped, too much alcohol is con-

sumed, or heavy exercise occurs without enough food. Following the advice of your doctor can help you to avoid these symptoms.

Q9. ARE THERE ANY SERIOUS SIDE EFFECTS THAT GLIPIZIDE AND METFORMIN HCl TABLETS CAN CAUSE?

Glipizide and metformin HCl tablets rarely causes serious side effects. The most serious side effect that glipizide and metformin HCl tablets can cause is called lactic acidosis.

Q10. WHAT IS LACTIC ACIDOSIS AND CAN IT HAPPEN TO ME?

Lactic acidosis is caused by a buildup of lactic acid in the blood. Lactic acidosis associated with metformin is rare and has occurred mostly in people whose kidneys were not working normally. Lactic acidosis has been reported in about one in 33,000 patients taking metformin over the course of a year. Although rare, if lactic acidosis does occur, it can be fatal in up to half the cases.

It's also important for your liver to be working normally when you take glipizide and metformin HCl tablets. Your liver helps remove lactic acid from your bloodstream.

Your doctor will monitor your diabetes and may perform blood tests on you from time to time to make sure your kidneys and your liver are functioning normally.

There is no evidence that glipizide and metformin HCl tablets causes harm to the kidneys or liver.

Q11. ARE THERE OTHER RISK FACTORS FOR LACTIC ACIDOSIS?

Your risk of developing lactic acidosis from taking glipizide and metformin HCl tablets is very low as long as your kidneys and liver are healthy. However, some factors can increase your risk because they can affect kidney and liver function. You should discuss your risk with your physician.

You should not take glipizide and metformin HCl tablets if:

- You have chronic kidney or liver problems
- You have congestive heart failure which is treated with medications, e.g., digoxin (Lanoxin®*) or furosemide (Lasix®**)
- You drink alcohol excessively (all the time or short-term "binge" drinking)
- You are seriously dehydrated (have lost a large amount of body fluids)
- You are going to have certain x-ray procedures with injectable contrast agents
- You are going to have surgery
- You develop a serious condition such as a heart attack, severe infection, or a stroke
- You are ≥ 80 years of age and have NOT had your kidney function tested

Q12. WHAT ARE THE SYMPTOMS OF LACTIC ACIDOSIS?

Some of the symptoms include: feeling very weak, tired or uncomfortable; unusual muscle pain, trouble breathing, unusual or unexpected stomach discomfort, feeling cold, feeling dizzy or lightheaded, or suddenly developing a slow or irregular heartbeat. If you notice these symptoms, or if your medical condition has suddenly changed, stop taking glipizide and metformin HCl tablets and call your doctor right away. Lactic acidosis is a medical emergency that must be treated in a hospital.

Q13. WHAT DOES MY DOCTOR NEED TO KNOW TO DECREASE MY RISK OF LACTIC ACIDOSIS?

Tell your doctor if you have an illness that results in severe vomiting, diarrhea, and/or fever, or if your intake of fluids is significantly reduced. These situations can lead to severe dehydration, and it may be necessary to stop taking glipizide and metformin HCl tablets temporarily.

You should let your doctor know if you are going to have any surgery or specialized x-ray procedures that require injection of contrast agents. Glipizide and metformin HCl tablets therapy will need to be stopped temporarily in such instances.

Q14. CAN I TAKE GLIPIZIDE AND METFORMIN HCl TABLETS WITH OTHER MEDICATIONS?

Remind your doctor that you are taking glipizide and metformin HCl tablets when any new drug is prescribed or a change is made in how you take a drug already prescribed.

Glipizide and metformin HCl tablets may interfere with the way some drugs work and some drugs may interfere with the action of glipizide and metformin HCl tablets.

Q15. WHAT IF I BECOME PREGNANT WHILE TAKING GLIPIZIDE AND METFORMIN HCl TABLETS?

Tell your doctor if you plan to become pregnant or have become pregnant. As with other oral glucose control medications, you should not take glipizide and metformin HCl tablets during pregnancy.

Usually your doctor will prescribe insulin while you are pregnant. As with all medications, you and your doctor should discuss the use of glipizide and metformin HCl tablets if you are nursing a child.

Q16. HOW DO I TAKE GLIPIZIDE AND METFORMIN HCl TABLETS?

Your doctor will tell you how many glipizide and metformin HCl tablets to take and how often.

This should also be printed on the label of your prescription. You will probably be started on a low dose of glipizide and metformin HCl tablets and your dosage will be increased gradually until your blood sugar is controlled.

Q17. WHERE CAN I GET MORE INFORMATION ABOUT GLIPIZIDE AND METFORMIN HCl TABLETS?

This leaflet is a summary of the most important information about glipizide and metformin HCl tablets.

If you have any questions or problems, you should talk to your doctor or other healthcare provider about type 2 diabetes as well as glipizide and metformin HCl tablets and its side effects. There is also a leaflet (package insert) written for health professionals that your pharmacist can let you read.

*Lanoxin® is a registered trademark of GlaxoSmithKline

**Lasix® is a registered trademark of Aventis Pharms



MYLAN®

Mylan Pharmaceuticals Inc.
Morgantown, WV 26505

REVISED JULY 2006
PL-GZMF-R1